

# Kindergarten Toolkit

---

## PC: Learning Technologies Guide

**Learning Innovation**

April 13, 2011

# Contents

## Clicker 5

Documentation & Support.....	2
Guides & Manuals.....	2
Video Tours Videos to help you get started:.....	2

## Clicker Paint..... 3

Documentation & Support.....	3
------------------------------	---

## WordQ + SpeakQ..... 4

Documentation & Support.....	5
------------------------------	---

## Comic Life

Documentation & Support.....	6
------------------------------	---

## Audacity

Documentation and Support .....	7
---------------------------------	---


## Paint.net .....8

## Dragon 11 .....8

## Read&Write Gold 10

Documentation and Support .....	9
---------------------------------	---

Tools & Features .....	10
------------------------	----



## About Clicker 5

Clicker 5 is a writing tool designed to motivate and support children as they learn to read and write. The program combines a talking word processor with multimedia authoring tools.

Clicker 5 allows students or teachers to create activities in any subject area. The open ended writing tool allows students to write with as much or as little help as they need, and to write with new words as they are first acquiring them verbally.

Available in French and Spanish.



## Documentation & Support

To learn more visit the Clicker web site:

<http://www.cricksoft.com/us/products/tools/clicker/home.aspx>


### 1. Guides & Manuals

- Clicker in the Curriculum
- The Clicker 5 Guide
- Clicker & Special Needs
- Books for Clicker

### 2. Video Tours

Videos to help you get started:

- Clicker 5 basics:  
<http://www.cricksoft.com/video/us/clicker/index.htm>



## About Clicker Paint

Clicker Paint is the essential partner to Clicker 5. The two programs integrate fully, adding a further dimension to Clicker talking books and opening up an extensive range of additional language and literacy activities. Once you install Clicker Paint, painting features are automatically added to your Clicker 5 installation, offering a whole new range of learning opportunities for learners of all abilities.

## Documentation & Support

To learn more visit the Clicker Paint web site

<http://www.cricksoft.com/us/products/tools/clickerpaint/default.aspx>

### 1. Guides & Manuals

<http://www.cricksoft.com/us/products/tools/clickerpaint/guide/guide1.aspx>

---



## About WordQ + SpeakQ

WordQ+SpeakQ is an integrated word prediction and speech recognition tool.

### WordQ

WordQ combines two technologies: word prediction and speech feedback - also known as Text-to-Speech. WordQ grows as you do by learning what words you use and building a personalized word prediction list. This program can read aloud any text you can highlight, including websites, emails and instant messaging.

Word Q is available in English, French & German.

**\* Note: WordQ + SpeakQ is currently available for PC only. WordQ is available for both PC and Mac.**

### SpeakQ

SpeakQ is a plug-in for WordQ that adds easy, speech recognition functionality. Typing, word prediction and speech recognition are used cooperatively. The SpeakQ plug-in:

- Lets you type the words you know and speak the ones you don't
- Can write everything you say from single words to entire paragraphs
- Offers suggestions for words you have difficulty pronouncing
- Train it to understand your voice, with no reading required
- Allows you to mix typing and speaking for best results
- No voice commands to remember

**\* Note: SpeakQ requires WordQ to operate.**



## Documentation & Support

Visit goQ's web site: <http://www.gogsoftware.com/>

## Guides & Manuals

Visit the link below to access manuals and product documentation:

- transcripts  
(Some of the lesser-known strategies and applications of the software in a classroom setting are reviewed.)
- user manuals
- quick start guides
- network instructions

<http://www.gogsoftware.com/learning-center/resources/>

### 1. Video Tours

- wordQ video tutorials
- speakQ video tutorials
- user videos

<http://www.gogsoftware.com/learning-center/video-tutorials/wordq-video-tutorials/wordq-video-tutorials/>

### 2. Research

Review the research that has been done or is being done in the areas of language, communication, writing and learning differences.

<http://www.gogsoftware.com/learning-center/research/>



## About Comic Life

Comics have some great uses in the classroom and in a variety of curricula. From pre-readers to high school students, from English to ESL to Science and Math, comics can help students analyze, synthesize and absorb content that may be more difficult when presented in only one way.

Use Comic Life to help break down complex ideas and to create noteworthy projects. Here are just a few assignment ideas that lend themselves to the use of Comic Life:

- Timelines (history, events, sequences)
- Historical figures (history of, life of)
- Instructions (step by step, details, illustrations, easy to follow)
- Dialogue punctuation
- Character analysis
- Plot analysis
- Storytelling
- Brochures
- Trading Cards
- Newsletters
- Pre-Writing Tool

## Documentation & Support

To learn more visit Plasq's web site: <http://plasq.com/products/comiclife/win>

## Guides & Manuals

Visit the links below to access manuals and product documentation:

Download the Comic Life Manual from Plasq's web site:

[http://plasq.com/helpfiles/Comic\\_Life\\_manual.pdf](http://plasq.com/helpfiles/Comic_Life_manual.pdf)

- Tips and Tricks: <http://plasq.com/support/win#comiclife>
- See what others are doing with Comic Life, visit the Gallery <http://plasq.com/products/comiclife/gallery>

### 1. Video Tours

Comic Life basics: [http://www.youtube.com/watch?v=CyW\\_Ji2DUgA](http://www.youtube.com/watch?v=CyW_Ji2DUgA)

- Introduction to Comic Life:

[http://teachertube.com/viewVideo.php?video\\_id=168007](http://teachertube.com/viewVideo.php?video_id=168007)

[http://teachertube.com/viewVideo.php?video\\_id=181687](http://teachertube.com/viewVideo.php?video_id=181687)



## About Audacity

Audacity is an easy-to-use audio production and mixing program which enables students to record, import, edit, and add effects to sound files.

Audacity can be used for audio production or for integrating sound files into movies, animations or PowerPoint presentations. Features include the ability to save an audio creation into the required file format including .WAV, .MP3 and .AIFF.

Here are just a few assignment ideas to using Audacity in the classroom.

- Make an audio/radio advertisement
- Promote Language Learning: Record kids speaking in one of their language classes then upload to Voki to create speaking Avatars.
- Create of book reviews, poetry readings, reports.
- Record speeches to provide evidence of learning.
- Promote reading development by recording kids reading books.
- Create sound stories for images using free sound effects websites.

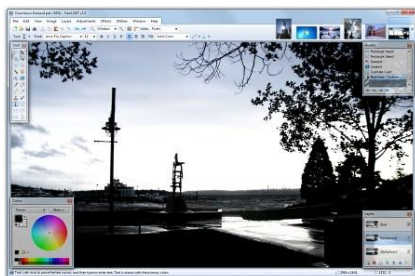
## Documentation and Support

### Guides & Manuals

- Online quick reference guide:  
<http://audacity.sourceforge.net/onlinehelp-1.2/contents.htm>
- Complete manual: <http://audacity.sourceforge.net/manual-1.2/>
- Tutorials: <http://audacity.sourceforge.net/manual-1.2/tutorials.html>
- Audacity Wiki:  
[http://wiki.audacityteam.org/wiki/Audacity\\_Wiki\\_Home\\_Page](http://wiki.audacityteam.org/wiki/Audacity_Wiki_Home_Page)

### 1. Video Tours :

- Videos for both new and experienced users of audacity.  
<http://www.audacitysupport.com/Tutorials/Amplify%20your%20tracks.html>



## Paint.Net



Paint.NET is free image and photo editing software for computers that run Windows. It is a powerful yet simple image and photo editor tool.

## Documentation and Support

- Features <http://www.getpaint.net/features.html>
- Online forum <http://forums.getpaint.net/>



## About Dragon Professional 11

Speech recognition software transcribes speech into text style documents. Users can dictate into programs such as Microsoft Outlook and Microsoft Word by using a microphone.

Speech recognition technology can accommodate a diverse group of students-who for a variety of reasons have difficulty writing. The software allows students with physical disabilities that prevent them from keyboarding as well as those with learning disabilities to compose sentences and edit their work.

## Documentation and Support

Visit the **Calgary Board of Education** Dragon portal page. On this page you will find a variety of resources to help you get started with Dragon on your PC.

<http://www.nuance.com/dragon/gettingstartedwith11/default.asp?c=CBE>

Click on the following links under Additional Supports for PC support:

- Customer Portal
- Instructional Videos
- Workbook
- Command Quick Sheet
- Knowledgebase



## About Read&Write 10 GOLD

Read&Write GOLD is a comprehensive, research-based literacy support software solution designed to support a wide range of learning abilities. Read&Write GOLD:

- Provides read aloud with dual synchronous highlighting; this improves retention, comprehension, and recall.
- Allows access to any curriculum and the tools students need to develop their reading and writing skills.
- Includes tools to support students while Research, Writing & Studying.
- Provides opportunities for Independence and Inclusion
- Integrates with Mainstream Applications, including Microsoft Office, Web and PDF files.

## Documentation & Support

Texthelp Read&Write 10 Gold PC web site: [http://www.texthelp.com/page.asp?pg\\_id=10059](http://www.texthelp.com/page.asp?pg_id=10059)

### 1. Guides & Manuals

Access training manuals and product documentation:

[http://www.texthelp.com/page.asp?pg\\_id=10189](http://www.texthelp.com/page.asp?pg_id=10189)

- Quick Reference Card
- Quick Start Guide
- Manual
- Training Guide
- Resource Tools Flyer











### 2. Video Tours

- Learn how to use the Tools in Read&Write 9 GOLD for Windows:

Link to Videos: [http://www.texthelp.com/page.asp?pg\\_id=10226](http://www.texthelp.com/page.asp?pg_id=10226)

Watch how students and teachers are using Read&Write Gold

## Read&Write 10 GOLD: Summary of Tools and Features

 <p><b>Speech:</b> Reads text aloud, including websites and PDF Files, with dual highlighting.</p>	 <p><b>NEW! Paragraph Translation</b> In addition to the online single word Translator, users can now have full paragraphs or blocks of text translated to or from English and their language of choice.</p>
 <p><b>PDFaloud:</b> Dynamically, PDFaloud enables any accessible Adobe Acrobat PD file with dual highlighting.</p>	 <p><b>NEW! Picture Dictionary</b> An online Picture Dictionary is now available to display images for a selected word. Visual images often help users better understand a word's meaning.</p>
 <p><b>Screenshot Reader:</b> Users can access text that was previously unreadable - including text embedded within an image or contained within inaccessible.</p>	 <p><b>NEW! Verb Checker</b> The Verb Checker can be used to help determine correct verb conjugation. The user selects a verb and indicates the tense (past, present, future) they wish to see. Multiple verb conjugation options are then provided.</p>
 <p><b>NEW! Vocabulary List Builder</b> A vocabulary list can easily be built by either selecting words in a document or web page using the Study Skills highlighters or by entering words manually. A Microsoft Word document is automatically created with the vocabulary words, dictionary definitions, and images representing the words.</p>	 <p><b>Spell Checker:</b> Analyzes and corrects students' spelling and returns suggestions for common spelling errors.</p>
 <p><b>Speech Predictor:</b> Learns the writer's style and predicts the word they are typing and the word they want to use next. Increases accuracy while reducing key strokes.</p> <p><b>NEW!</b> Subject-specific prediction word banks are now available for download. Users can also add their own word banks.</p>	 <p><b>Homophones:</b> Homophones are color coded and alternate choices are displayed, including their definitions</p> <p><b>NEW! Confusable Words</b> Confusable words, such as "through" and "thorough", are now identified in addition to homophones which sound the same but are spelled differently and have different meanings.</p>

Link to Videos: [http://www.texthelp.com/page.asp?pg\\_id=10205](http://www.texthelp.com/page.asp?pg_id=10205)



**Word Study Skills:** Facilitate active reading, writing, and learning.

**NEW!** Users can now collect highlights from multiple open documents or web pages and export them into a single document along with the bibliography information..



**Fact Mapper:** Allows users to graphically organize information / images on screen. Students can write text directly on the mapped elements, add sticky notes to the map, and export the elements into an outline.



**Fact Finder:** Students can search for and retrieve online information in one easy step.



**Fact Folder:** Stores and categorizes retrieved information, both text and images. The Fact Folder also automatically stores file sources and generates bibliographies – **NEW!** in format of choice



**Scanning:** Scan print documents to be read aloud. Users can even scan documents in directly using a digital camera!

**NEW!** Support for ABBYY FineReader Version 10 has been added.



**Speech Maker:** Allows users to quickly and easily select any text and convert it into a sound file, such as MP3.



**NEW! Settings**

Users can now reset all Read&Write GOLD defaults from the main menu. Administrators can create and pre-set user settings prior to first time use.



**Screen Masking:** Users can tint the screen using colors, like an overlay